



ORIENTAL NAGPUR BETUL HIGHWAY LIMITED

May 24, 2022

To,
The Manager
Listing Compliance Team
National Stock Exchange of India Limited,
Bandra, Mumbai -400051

Sub: (i) Outcome of the Board Meeting held on May 24, 2022

(ii) Disclosure under Regulation 23(9) of the Securities and Exchange Board of India (Listing Obligations and Disclosure Requirements), Regulations, 2015

Dear Sir/Madam,

Pursuant to Regulation 51 read with Part B of Schedule III of the SEBI (Listing Obligations and Disclosure Requirements) Regulations, 2015 ("Listing Regulations"), we hereby inform that the Board of Directors of the Company in its meeting held today on Tuesday, May 24, 2022, considered and approved amongst other operational matters the following material matters:-

- i. Audited Financial Results along with Independent Auditors Report for the quarter and year ended March 31, 2022;
- ii. Declared Interim dividend of Rs. 46.78 per Equity Share of face value of Rs. 10 each for Financial Year 2021-22 and Rs. 30.43 per Equity Share of face value of Rs. 10 each for Financial Year 2022-23 to the shareholders whose names appear in the register of members as on the Record Date i.e. Tuesday, May 24, 2022;


Further, pursuant to Regulation 23(9) of the Listing Regulations, please find appended herewith disclosure of related party transactions for the half year ended March 31, 2022.

The results will also be available on the website of the Company.

The Board meeting commenced at 12:45 pm and concluded at 05:30 pm.

We request you to take the aforesaid information on records.

Thanking you,
For Oriental Nagpur Betul Highway Limited


Prabhjot Singh
Company Secretary

Statement of Financial Results for the Quarter & Period Ended 31-March-2022

(Amount in Lakhs)

Particulars	Quarter Ended 31 March 22 (Audited)	Quarter Ended 31 Dec 21 (Unaudited)	Quarter Ended 31 March 21 (Audited)	Period Ended 31 March 22(Audited)	Year Ended 31 March 2021 (Audited)
I. REVENUE					
Revenue from Operations	84,471.82	11,423.08	12,067.70	1,18,456.81	47,518.65
Other Income	1,916.73	1,809.59	1,840.95	7,575.69	8,081.88
TOTAL	86,388.55	13,232.66	13,908.65	1,26,032.50	55,600.53
II. EXPENSES					
Operating Expenses	74,383.17	1,117.62	1,526.68	77,120.96	4,234.48
Finance Costs	5,716.76	5,834.38	6,187.50	23,582.49	25,382.49
Depreciation	25.00	25.55	30.74	101.38	124.68
Other Expenses	223.74	236.36	605.12	938.59	998.65
TOTAL	80,348.67	7,213.92	8,350.04	1,01,743.41	30,740.32
III. Profit before exceptional items and tax (I-II)	6,039.88	6,018.75	5,558.61	24,289.08	24,860.21
IV. Exceptional Items					
V. Profit/(Loss) before tax (III-IV)	6,039.88	6,018.75	5,558.61	24,289.08	24,860.21
VI. Tax Expenses:					
Current Tax	1,076.29	1,072.61	1,183.75	4,328.20	4,922.84
MAT Credit Current year	-1,066.42	-941.03	-1,138.35	-3,791.98	-4,164.03
MAT Credit Earlier year	-126.47	0.00	0.00	-126.47	-13.25
Tax earlier year	0.00	0.00	0.00	0.00	0.00
Deferred Tax - earlier period	0.00	0.00	0.00	0.00	0.00
Deferred Tax	5,457.66	-46.55	-13.09	7,380.13	2,506.00
VII. Profit (Loss) for the period(V-VI)	698.82	5,933.71	5,526.30	16,499.19	21,608.65
VIII. Other Comprehensive Income	-	-	-	-	-
A Items that will be reclassified to profit or loss	-	-	-	-	-
B Items that will not be reclassified to profit or loss	-	-	-	-	-
IX. Total Comprehensive Income for the period (VI+VIII) (Comprising Profit (Loss) and other Comprehensive Income for the period)	698.82	5,933.71	5,526.30	16,499.19	21,608.65
X. Earning per equity share:					
(1) Basic	3.85	32.72	30.47	90.98	119.16
(2) Diluted	3.85	32.72	30.47	90.98	119.16

For and on behalf of Oriental Nagpur Betul Highway Limited


Nikhil Dhingra
Director
DIN. 07835556

For Oriental Nagpur Betul Highway Ltd.


Authorised Signatory

Statement of assets and liabilities as at March 31,2022

(Amount in lakhs)

Particulars	As at '31 March 2022	As at '31 Mar 2021
	Audited	Audited
I. ASSETS		
(1) Non-current assets		
a) Property, Plant and Equipment	474.88	576.27
Investment Property and Goodwill	-	-
b) Financial Assets	-	-
i) Investments	-	-
ii) Trade receivables	-	-
iii) Loans	637.78	-
iv) Other financial asset	2,61,048.85	2,46,347.32
c) Deferred tax Assets (Net)	-	1,010.54
d) Non-current tax assets (net)	3,828.69	546.01
Total(A)	2,65,990.20	2,48,480.14
(2) Current assets		
a) Inventories	-	-
b) Financial Assets	-	-
i) Investments	15,071.50	30,980.89
ii) Trade receivables	92.99	115.01
iii) Cash and cash equivalents	8,351.91	7,895.08
v) Loans	36,427.00	37,936.00
vi) Other financial asset	55,670.00	53,414.56
c) Other current assets	291.39	669.68
Total(B)	1,15,904.80	1,31,011.22
Grand Total(A+B)	3,81,895.00	3,79,491.36
II. EQUITY AND LIABILITIES		
EQUITY		
a) Equity Share capital	1,813.45	1,813.45
b) Other Equity	1,21,722.36	1,21,266.58
Total (C)	1,23,535.81	1,23,080.03
LIABILITIES		
(1) Non-current liabilities		
a) Financial Liabilities	-	-
i) Borrowings	2,11,713.88	2,32,441.63
ii) Lease Liabilities	-	-
iii) Trade payables	-	-
iv) Other financial liabilities	15,483.41	-
b) Deferred tax liabilities (Net)	2,232.07	-
c) Other Non current liabilities	-	-
Total(D)	2,29,429.36	2,32,441.63
(2) Current liabilities		
a) Financial Liabilities	-	-
(i) Borrowings	20,727.79	19,431.01
ii) Lease Liabilities	-	-
(iii) Trade payables	499.85	536.92
(iv) Other financial liabilities	7,654.00	3,554.27
b) Other current liabilities	48.19	447.50
c) Provisions	-	-
d) Current Tax Liability (net)	-	-
Total(E)	28,929.83	23,969.70
Grand Total(C+D+E)	3,81,895.00	3,79,491.36

For and on behalf of Oriental Nagpur Betul Highway Ltd


Nikhil Dhingra
Director
DIN 07835556

For Oriental Nagpur Betul Highway Ltd.


Authorised Signatory

Statement of Cash Flows Statement for the period ended 31 March, 2022

(Amount in Lakhs)

Particulars	1 April 2021 to 31 March 2022 Audited	1 Apr 2020 to 31 Mar 2021 Audited
A. CASH FLOW FROM OPERATING ACTIVITIES :		
Profit before exceptional items and tax as per statement of profit and loss.	24,289.08	24,860.21
Adjustment for :		
Depreciation	101.38	124.68
Finance income on Interest Free Loan	(49.66)	-
Interest on Income	(1,245.79)	(799.09)
Interest Income - interest bearing RPT loan	(5,099.78)	(5,099.78)
(Gain) on fair valuation of Mutual funds	(309.53)	(683.61)
Profit on redemption of Mutual fund	(843.69)	(1,470.65)
Modification Gain	(15,483.41)	-
Interest on Debentures	17,550.08	19,320.68
Interest on Trust Loan	6,006.85	6,034.35
Operating Profit before working Capital Changes	24,915.53	42,286.80
Adjustment for changes in :		
(Decrease)/Increase in Trade payables	(37.07)	(182.68)
(Decrease)/Increase in Other Financial Liabilities	19,596.18	508.06
(Decrease)/ Increase in Other current liabilities	(399.30)	(847.99)
(Increase)/ Decrease in Other current assets/other financial assets	1,139.21	691.24
(Increase)/ Decrease in loans	219.08	(40.36)
(Increase)/ Decrease in annuity receivable (Note 11 + Note 4)	14,707.56	12,887.05
(Increase)/ Decrease in trade receivable	22.02	(3.24)
Net Cash from Operating Activities before Income Tax	60,163.20	55,298.89
Direct taxes paid (net of refund)	(7,829.97)	(4,930.56)
Net cash flows generated from operating activities after exceptional items	52,333.24	50,368.32
B. CASH FLOW FROM INVESTING ACTIVITIES :		
Inflow		
Sale of current investments	81,088.13	1,40,590.23
Investment income - Profit on redemption of Mutual fund	843.69	1,470.65
Investment income from related party	5,099.78	4,726.01
Received from FDR Maturity and others	52,138.92	29,504.58
FDR income	64.89	103.54
Outflow		
Purchase of current Investments	(64,869.21)	(1,23,103.85)
Investment in FDR	(67,028.87)	(39,721.60)
Net cash used in Investing activities	7,337.34	13,569.56
C. CASH FLOW FROM FINANCING ACTIVITIES (Refer Note 2 below):		
Inflow		
Short term loan repaid by Fellow subsidiary (ONBCPL)	-	3,600.00
Outflow		
Repayment of Non Convertible Debentures	(19,657.00)	(20,636.00)
Dividend Paid	(16,212.83)	(14,053.13)
Interest Paid on Debentures	(17,328.56)	(18,995.53)
Interest Paid on Infra Trust Loan	(6,015.36)	(6,003.67)
Net cash used in financing activities	(59,213.75)	(56,088.33)
Net Changes in Cash and Cash equivalents during the period	456.83	7,849.55
Cash and Cash equivalents at the beginning of the period	7,895.08	45.53
Cash and Cash equivalents at the end of the period	8,351.91	7,895.08
Net Increase/ (Decrease)	456.83	7,849.55

Notes:-

1. The cash flow statement has been prepared under the indirect method as set out in Indian Accounting Standard (Ind As 7) statement of cash flow.

For and on behalf of Oriental Nagpur Betul Highway Ltd


Nikhil Dhillon
Director
DIN 07835556

For Oriental Nagpur Betul Highway Ltd.



Nikhil Dhillon
Authorized Signatory

Statement referred to in regulation 52(4) of SEBI (LODR) Regulations, 2015 for the Period ended March 31, 2022

(Amount in Lakhs)

Particulars	Quarter Ended 31 March 22 (Audited)	Quarter Ended 31 Dec 21 (Unaudited)	Quarter Ended 31 March 21 (Audited)	Period Ended 31 March 22(Audited)	Year Ended 31 March 2021 (Audited)
Paid up Equity Share Capital (Face value of Rs 10 per share)	1,813.45	1,813.45	1,813.45	1,813.45	1,813.45
Reserves (excluding Debenture Redemption Reserve)	1,02,490.20	1,00,920.92	1,21,266.58	1,01,619.74	1,21,266.58
Net Worth	1,23,535.05	1,22,969.47	1,23,080.03	1,22,664.59	1,23,080.03
Paid Up Debt Capital/Outstanding Debt	2,32,440.00	2,42,424.23	2,51,872.64	2,32,440.00	2,51,872.64
Outstanding Redeemable Preference Shares	0.00	0.00	0.00	0.00	0.00
X. Earning per equity share:					
(1) Basic	3.85	32.72	119.16	90.98	119.16
(2) Diluted	3.85	32.72	119.16	90.98	119.16
Debenture Redemption Reserve	19,231.40	20,235.10	0.00	19,231.40	0.00
Capital Redemption Reserve	0.00	0.00	0.00	0.00	0.00
Debt Equity Ratio	2.11:1	1.99:1	2.05:1	2.11:1	2.05:1
Debt Service Coverage Ratio	1.30:1	1.19:1	1.36:1	1.32:1	1.36:1
Interest Service Coverage Ratio	2.06:1	2.03:1	1.98:1	2.03:1	1.98:1
Asset Coverage Ratio:	1.61:1	1.81:1	1.80:1	1.61:1	1.80:1
Current Ratio	4.01:1	3.96:1	5.47:1	4.01:1	5.47:1
Debtor Turnover Ratio	0.15:1	0.12:1	0.17:1	0.15:1	0.17:1
Inventory Turnover Ratio	NA	NA	NA	NA	NA
Long Term Debt to Working Capital	2.43:1	2.75:1	2.17:1	2.43:1	2.17:1
Bad Debts to Accounts Receivable	NA	NA	NA	NA	NA
Current Liabilities Ratio	0.11:1	0.11:1	0.09:1	0.11:1	0.09:1
Total Debts to Total Assets	0.68:1	0.65:1	0.66:1	0.68:1	0.66:1
Operating Margin	0.07:1	1.04:1	1.06:1	0.21:1	1.06:1
Net Profit Margin	0.01:1	0.52:1	0.45:1	0.14:1	0.45:1

For Oriental Nagpur Betul Highway Ltd.,



Authorised Signatory



Related Party Transactions**Holding Company**

Oriental Infra Trust

Ultimate holding Company

Oriental Structural Engineers Pvt. Ltd.

Associated Companies

Oriental Nagpur Bypass Construction Pvt.Ltd.

Etawah Chakeri (Kanpur) Highway Pvt. Ltd.

Oriental Pathways (Indore) Pvt. Ltd.

OSE Hungund Hospet Highways Pvt. Ltd.

Key Managerial Person

Mr. Deepak Kukreja W.e.f 01 June 2020 (Independent Director)

Mrs. Monika Kohli W.e.f 01 June 2020 (Independent Director)

Shri Vikas Mohan (Chief Financial Officer)-(Deputed Staff)

Mr. Rakesh Gussain (Company Secretary)- (Deputed Staff) till 16-Aug-2021

Mr. Prabhjot Singh (Company Secretary)- (Deputed Staff) from 30-Oct-2021

Mr. Sharad kumar Singh (CEO) W.e.f 18 Aug 2020

Mr. Nikhil Dhingra (Director) W.e.f. 06 Jan 2020

Mr. Ranveer Sharma (Director) W.e.f. 06 Oct 2020

(Rs in Lakhs)

Year ended 31
March 2022Year ended 31
March 2021**Oriental Structural Engineers Pvt. Ltd.**

Change of Scope & Utility Expenses	1,163.98	2,218.71
Repair & Maintenance/Operation and Maintenance	2,116.56	2,015.78
Reimbursement of Expenses	12.85	34.56
NHAI claim settlement Expense*	58,357.00	-
Claim Expense	15,483.41	-

Balances outstanding

Trade Payable	271.07	501.71
Mobilization/Material Advance Given Receivable	93.33	491.86
Deferred Liability to OSE	15,483.41	-

Oriental Tollways Pvt. Ltd.

Reimbursement of Expenses	100.00	10.00
---------------------------	--------	-------

Balances outstanding

Trade Payable	19.25	9.25
---------------	-------	------

Etawah Chakeri (Kanpur) Highway Pvt. Ltd.

Unwinding Interest Income on Loans	49.66	-
------------------------------------	-------	---

Balances outstanding

Unsecured Loan Receivable	637.78	1,509.00
---------------------------	--------	----------

Oriental Nagpur Bypass Construction Pvt.Ltd.

Repayment received of Loan Given	-	3,600.00
Interest Income on Loan given	5,099.78	5,099.78

Balances outstanding

Short Term Loan	36,427	36,427.00
Interest Receivable on Loan Given	-	762.52

Oriental InfraTrust

Interest on Infra Trust Loan	6,006.85	6,034.35
Dividend Paid	16,212.83	14,053.13

Balances outstanding

Loan Payable	41,035.22	41,035.22
Interest Payable	2,989.68	2,998.22

Shri Sharad Kumar Singh (Chief Executive Officer) - Salary & Wages	10.00	10.00
Shri Vikas Mohan (Chief Financial Officer) - Salary & Wages	10.00	10.00
Shri Rakesh Gussain (Company Secretary) - Salary & Wages	-	10.00

* The above remuneration amount is shown under common support services.

For and on behalf of the board of directors



Nikhil Dhingra
Director
DIN: 07835556


For Oriental Nagpur Betul Highway Ltd.

 Signatory


Rs in lakhs

S.No	Details of the party (listed entity / subsidiary) entering into the transaction		Details of the counterparty		Type of related party transaction	Value of the related party transaction as approved by the audit committee	Value of transaction during the reporting period	In case monies are due to either party as a result of the transaction		Nature of indebtedness (loan/ issuance of debt/ any other etc.)	Cost	Tenure	Nature (loan/ advance/ inter-corporate deposit/ investment)	Interest Rate (%)	Tenure	Secured/ Unsecured	
	Name	PAN	Name	PAN				Opening balance	Closing balance								
1	Oriental Nagpur Betul Pvt Ltd	AABCO3048E	Oriental Nagpur Betul Pvt Ltd	AATCO937G	Interest	6,006.85	6,006.85	2,998.22	2,989.68	Loan taken	41,035.22	Repayable on demand					
2	Oriental Nagpur Betul Pvt Ltd	AABCO3048E	Oriental Nagpur Prepress Construction Pvt Ltd	AABCO2017M	Dividend Paid	16,212.83	16,212.83	-	-		36,427.00	Repayable on demand	Loan given	14%	Repayable on demand	Unsecured	
3	Oriental Nagpur Betul Pvt Ltd	AABCO3048E	Tranish Chakren (Nagpur) Highway Pvt. Ltd.	AACE8963D	Interest	5,099.78	5,099.78	-	-		637.78	Repayable on demand	Loan given	10.10%	Repayable on demand	Unsecured	
4	Oriental Nagpur Pvt. Ltd	AABCO3048E	Oriental Tobacco Pvt. Ltd	AABCO0946R	Unwindine interest	49.66	49.66	-	-		-						
5	Oriental Nagpur Pvt Ltd	AABCO3048E	Oriental Structural Engineers Pvt. Ltd.	AAAC00054F	Reimbursement of expenses	10.00	10.00	9.25	19.25		-						
					Change of Scope & Utilin. Expd	1,163.98	1,163.98	501.71	444.32		-						
					Rent & Maintenance/Obstanc	2,116.56	2,116.56	491.86	93.33		-						
					Reimbursement of Expenses	12.85	12.85	-	-		-						
					NIAI claim settlement Expense	58,357.00	58,357.00	-	-		-						
					Claim Expense	15,483.41	15,483.41	-	-		-						

For Oriental Nagpur Betul Highway Ltd.

 Authorised Signatory

NOTES:-

1. The Audited Standalone Financial results for the quarter and for year ended March 31, 2022 have been reviewed by the Audit Committee and approved by the Board of Directors at their meeting held on May 24, 2022. The same have been audited by the statutory auditors in compliance with Regulation 52 of SEBI (Listing Obligations and Disclosure Requirements) Regulations 2015, as amended.
2. The Audited Standalone Financial Results have been prepared in accordance with the Indian Accounting Standards prescribed under section 133 of the Act, 2013 read with relevant rules issued hereunder ('Ind AS') and other accounting principles generally accepted in India and in accordance with Regulation 52 of SEBI (Listing Obligations and Disclosure Requirements) Regulations 2015, as amended.
3. Pursuant to Regulation 52(7) of SEBI (Listing Obligations and Disclosure Requirements) Regulations 2015, please note that the Issue proceeds of Non-Convertible Debentures issued by the Company were fully utilised during the period 2016-17 and 2017-18.
4. Please note that since the Issue proceeds of Non-Convertible Debentures were fully utilised during the period 2016-17 and 2017-18, Regulation 52(7A) SEBI (Listing Obligations and Disclosure Requirements) Regulations 2015 is not applicable to the company.

For and on behalf of Oriental Nagpur Betul Highway Limited


Nikhil Dhingra

Director

DIN. 07835556



For Oriental Nagpur Betul Highway Ltd.



Authorised Signatory